Dopyt

JÍMKY

Série TW45

TW45F-3244334
Jímka 10x8x0,9mm G1/2 G1/2F L=82mm

- Materiál nerez
- Připojení G

POPIS PRODUKTU

ŠPECIFIKÁCIA

Insertion length	82 mm
Inside diameter	8 mm
Materiál	Nerezová oceľ
Priemer	10 mm
Thickness	0,9 mm

Dimensions in mm

Model TW45-F

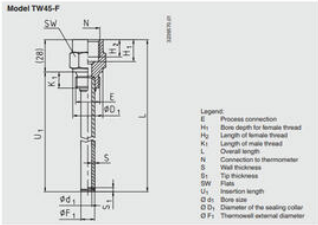

Material	Dimensions in mm											Weight in kg	
	E	N	Ø d1	Ø D1	Ø F1	H1	H2	K1	S	S1	SW	U1 = 82 mm	U1 = 382 mm
Stainless steel 1.4571	G ½ B	G ½	7	26	12	19	15	14	2.5	3.5	27	0.15	0.33
	G ½ B	G ½	9	26	14	19	15	14	2.5	3.5	27	0.15	0.36
	G ½ B	G ½	11	26	14	19	15	14	1.5	2.5	27	0.12	0.28
	G ½ B	G ½	6.2	26	8	19	15	14	0.9	1	27	0.12	0.18
	G ½ B	G ½	8.2	26	10	19	15	14	0.9	1	27	0.12	0.18
	G ½ B	G ½	10.2	26	12	19	15	14	0.9	1	27	0.12	0.19
	G ¾ B	G ½	7	32	12	19	15	16	2.5	3.5	32	0.24	0.42
	G ¾ B	G ½	9	32	14	19	15	16	2.5	3.5	32	0.24	0.45
	G ¾ B	G ½	11	32	14	19	15	16	1.5	2.5	32	0.22	0.37
	G ¾ B	G ½	6.2	32	8	19	15	16	0.9	1	32	0.21	0.27
	G ¾ B	G ½	8.2	32	10	19	15	16	0.9	1	32	0.21	0.27
	G ¾ B	G ½	10.2	32	12	19	15	16	0.9	1	32	0.21	0.28
	G ¾ B	G ¾	7	32	12	22	17	16	2.5	3.5	32	0.20	0.38
	G ¾ B	G ¾	9	32	14	22	17	16	2.5	3.5	32	0.20	0.41
	G ¾ B	G ¾	11	32	14	22	17	16	1.5	2.5	32	0.18	0.33
	G ¾ B	G ¾	6.2	32	8	22	17	16	0.9	1	32	0.17	0.23
	G ¾ B	G ¾	8.2	32	10	22	17	16	0.9	1	32	0.17	0.23
	G ¾ B	G ¾	10.2	32	12	22	17	16	0.9	1	32	0.17	0.24
Copper alloy	G ½ B	G ½	8.5	26	10	19	15	14	0.75	0.75	27	0.11	0.18
	G ¾ B	G ½	8.5	32	10	19	15	16	0.75	0.75	32	0.23	0.29

Model TW45-G

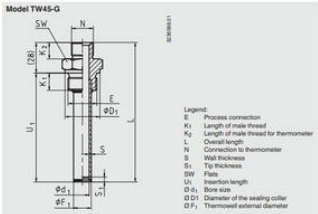

Material	Dimensions in mm										Weight in kg	
	E	N	Ø d1	Ø D1	Ø F1	K1	K2	S	S1	SW	U1 = 73 mm	U1 = 410 mm
Stainless steel 1.4571	G ½ B	G ½ B	7	26	12	14	12	2.5	3.5	27	0.14	0.34
	G ½ B	G ½ B	9	26	14	14	12	2.5	3.5	27	0.14	0.37
	G ½ B	G ½ B	11	26	14	14	12	1.5	2.5	27	0.12	0.30
	G ½ B	G ½ B	6.2	26	8	14	12	0.9	1	27	0.13	0.20
	G ½ B	G ½ B	8.2	26	10	14	12	0.9	1	27	0.13	0.20
	G ½ B	G ½ B	10.2	26	12	14	12	0.9	1	27	0.11	0.18
	G ¾ B	G ¾ B	7	32	12	16	14	2.5	3.5	32	0.22	0.43
	G ¾ B	G ¾ B	9	32	14	16	14	2.5	3.5	32	0.22	0.46
	G ¾ B	G ¾ B	11	32	14	16	14	1.5	2.5	32	0.20	0.39
	G ¾ B	G ¾ B	6.2	32	8	16	14	0.9	1	32	0.21	0.28
	G ¾ B	G ¾ B	8.2	32	10	16	14	0.9	1	32	0.21	0.28
	G ¾ B	G ¾ B	10.2	32	12	16	14	0.9	1	32	0.20	0.27

Dimensions in mm

Model TW45-F

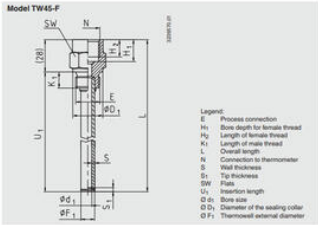

Material	Dimensions in mm											Weight in kg	
	E	N	Ø d1	Ø D1	Ø F1	H1	H2	K1	S	S1	SW	U1 = 82 mm	U1 = 382 mm
Stainless steel 1.4571	G ½ B	G ½	7	26	12	19	15	14	2.5	3.5	27	0.15	0.33
	G ½ B	G ½	9	26	14	19	15	14	2.5	3.5	27	0.15	0.36
	G ½ B	G ½	11	26	14	19	15	14	1.5	2.5	27	0.12	0.28
	G ½ B	G ½	6.2	26	8	19	15	14	0.9	1	27	0.12	0.18
	G ½ B	G ½	8.2	26	10	19	15	14	0.9	1	27	0.12	0.18
	G ½ B	G ½	10.2	26	12	19	15	14	0.9	1	27	0.12	0.19
	G ¾ B	G ½	7	32	12	19	15	16	2.5	3.5	32	0.24	0.42
	G ¾ B	G ½	9	32	14	19	15	16	2.5	3.5	32	0.24	0.45
	G ¾ B	G ½	11	32	14	19	15	16	1.5	2.5	32	0.22	0.37
	G ¾ B	G ½	6.2	32	8	19	15	16	0.9	1	32	0.21	0.27
	G ¾ B	G ½	8.2	32	10	19	15	16	0.9	1	32	0.21	0.27
	G ¾ B	G ½	10.2	32	12	19	15	16	0.9	1	32	0.21	0.28
	G ¾ B	G ¾	7	32	12	22	17	16	2.5	3.5	32	0.20	0.38
	G ¾ B	G ¾	9	32	14	22	17	16	2.5	3.5	32	0.20	0.41
	G ¾ B	G ¾	11	32	14	22	17	16	1.5	2.5	32	0.18	0.33
	G ¾ B	G ¾	6.2	32	8	22	17	16	0.9	1	32	0.17	0.23
	G ¾ B	G ¾	8.2	32	10	22	17	16	0.9	1	32	0.17	0.23
	G ¾ B	G ¾	10.2	32	12	22	17	16	0.9	1	32	0.17	0.24
Copper alloy	G ½ B	G ½	8.5	26	10	19	15	14	0.75	0.75	27	0.11	0.18
	G ¾ B	G ½	8.5	32	10	19	15	16	0.75	0.75	32	0.23	0.29

Model TW45-G

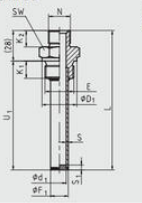

Legend:

E	Process connection
K_1	Length of male thread
K_2	Length of male thread for thermometer
L	Overall length
N	Connection to thermometer
S	Wall thickness
S_1	Tip thickness
SW	Flats
U_1	Insertion length
Ø d_1	Bore size
Ø D1	Diameter of the sealing collar
Ø F_1	Thermowell external diameter

Material	Dimensions in mm										Weight in kg	
	E	N	Ø d_1	Ø D_1	Ø F_1	K_1	K_2	S	S_1	SW	U_1 = 73 mm	U_1 = 410 mm
Stainless steel 1.4571	G ½ B	G ½ B	7	26	12	14	12	2.5	3.5	27	0.14	0.34
	G ½ B	G ½ B	9	26	14	14	12	2.5	3.5	27	0.14	0.37
	G ½ B	G ½ B	11	26	14	14	12	1.5	2.5	27	0.12	0.30
	G ½ B	G ½ B	6.2	26	8	14	12	0.9	1	27	0.13	0.20
	G ½ B	G ½ B	8.2	26	10	14	12	0.9	1	27	0.13	0.20
	G ½ B	G ½ B	10.2	26	12	14	12	0.9	1	27	0.11	0.18
	G ¾ B	G ¾ B	7	32	12	16	14	2.5	3.5	32	0.22	0.43
	G ¾ B	G ¾ B	9	32	14	16	14	2.5	3.5	32	0.22	0.46
	G ¾ B	G ¾ B	11	32	14	16	14	1.5	2.5	32	0.20	0.39
	G ¾ B	G ¾ B	6.2	32	8	16	14	0.9	1	32	0.21	0.28
	G ¾ B	G ¾ B	8.2	32	10	16	14	0.9	1	32	0.21	0.28
	G ¾ B	G ¾ B	10.2	32	12	16	14	0.9	1	32	0.20	0.27